

ΠΕΡΙΓΡΑΦΗ ΚΑΙ ΚΩΔΙΚΟΠΟΙΗΣΗ ΤΩΝ ΕΡΓΑΣΙΩΝ ΑΝΑΛΟΓΑ ΜΕ ΤΟΝ ΧΩΡΟ ΚΑΙ ΤΗ ΜΕΘΟΔΟ ΚΑΘΑΡΙΣΜΟΥ

Functions Row functions Codes Help

Health Centre A





Window cleaning Old wetmoppii

 Add	 Insert	 Form	 Sum	 Search	 Level transition	 Calc.	 Reports	 Delete	 Return
---	--	--	--	--	--	---	---	--	--

Measurement rows																			
No	Type	Unit	FuD	FuP	D	Flo1	%1	Flo2	%2	Frq	Cost p.	Area	Min/day	Sat/min	Sun/min	Minimum	One-time	Comments	Effect
101	ENTRENCE	20.00	N1	A52P	V	M1		S10					9.56	9.56	9.56	9.56	9.56		126
102	CORRID4	120.00	N4	A51	V	M1		S10					45.77	40.81	40.81	40.81	45.77		157
103	PATIENT2	30.00	R5	A52T	V	M1		S10					24.28	23.72	23.72	23.72	24.28		74
104	PATIENT2	30.00	R5	A52T	V	M1		S10					24.28	23.72	23.72	23.72	24.28		74
105	PATIENT2	30.00	R5	A52T	V	M1		S10					24.28	23.72	23.72	23.72	24.28		74
106	PATIENT2	30.00	R5	A52T	V	M1		S10					24.28	23.72	23.72	23.72	24.28		74
107	PATIENT2	30.00	R5	A52T	V	M1		S10					24.28	23.72	23.72	23.72	24.28		74
108	PATIENT2	30.00	R5	A52T	V	M1		S10					24.28	23.72	23.72	23.72	24.28		74
109	PATIENT2	30.00	R5	A52T	V	M1		S10					24.28	23.72	23.72	23.72	24.28		74
110	PATIENT2	30.00	R5	A52T	V	M1		S10					24.28	23.72	23.72	23.72	24.28		74
111	PATIENT2	30.00	R5	A52T	V	M1		S10					24.28	23.72	23.72	23.72	24.28		74
112	PATIENT2	30.00	R5	A52T	V	M1		S10					24.28	23.72	23.72	23.72	24.28		74
113	DAYROOM	50.00	R1	A51	V	M1		S10					32.85	31.14	31.14	31.14	32.85		91
114	WC	4.00	R3	A51	V	P24							6.05	5.91	5.91	5.91	6.05		40
115	WC	4.00	R3	A51	V	P24							6.05	5.91	5.91	5.91	6.05		40
116	WC	4.00	R3	A51	V	P24							6.05	5.91	5.91	5.91	6.05		40
117	WC	4.00	R3	A51	V	P24							6.05	5.91	5.91	5.91	6.05		40
118	WC	4.00	R3	A51	V	P24							6.05	5.91	5.91	5.91	6.05		40
119	WC	4.00	R3	A51	V	P24							6.05	5.91	5.91	5.91	6.05		40
120	WC	4.00	R3	A51	V	P24							6.05	5.91	5.91	5.91	6.05		40
121	WC	4.00	R3	A51	V	P24							6.05	5.91	5.91	5.91	6.05		40
122	WC	4.00	R3	A51	V	P24							6.05	5.91	5.91	5.91	6.05		40
123	WC	4.00	R3	A51	V	P24							6.05	5.91	5.91	5.91	6.05		40
124	DINING	35.00	E2	A51	V	M1		S10					29.40	29.25	29.25	29.25	29.40		71
125	UTENSIL	20.00	R1	A51	V	P24							21.12	19.45	19.45	19.45	21.12		57
126	STORAGE	20.00	J2	A51	V	M1							6.63	6.45	6.45	6.45	6.63		181
127	STORAGE	20.00	J2	A51	V	M1							6.63	6.45	6.45	6.45	6.63		181
128	WARDOFF	30.00	R2	A51	V	M1		S10					24.06	22.21	22.21	22.21	24.06		75
129	WARDKITC	25.00	R1	A51	V	P24							18.68	11.03	11.03	11.03	18.68		80
130	SHOWER	10.00	J3	A51	V	P2							26.10	23.95	23.95	23.95	26.10		23
131	SHOWER	10.00	J3	A51	V	P2							26.10	23.95	23.95	23.95	26.10		23

Cost p.	Area	Pre-t	Day	Sat	Sun	Minimum	Flo1	Flo2	H/period	One-time	Recovery	Year	Avg. effect
<input type="text" value=""/>	<input type="text" value=""/>	<input type="text" value="12"/>	min	607,56	574,82	574,82	268,20	18,17	0,00	550,20	72,22	-	-
Total	Rows	X-rows	Z-rows	hour	10,13	9,58	9,58	4,47	0,30	9,17	1,20	3326,35	71

ΕΚΤΥΠΩΣΗ ΤΗΣ ΠΕΡΙΓΡΑΦΗΣ ΤΩΝ ΕΡΓΑΣΙΩΝ ΑΝΑ ΧΩΡΟ ΚΑΙ ΠΡΟΓΡΑΜΜΑ ΚΑΘΑΡΙΣΜΟΥ

Health Centre A	◀◀ Scroll ▶▶										
Window cleaning	Old wetmopping		New	This	All	Return					
Instructions											
Pages 11		Select cost pool	<input type="text"/>	Select area	<input type="text"/>						
Type	CORRID4	FuP	A51	Flo1	M1	Flo2	S10	Cost p.	<input type="text"/>	Area	<input type="text"/>
Notice	<input type="text"/>										
FuP:	<p>5 x w. Empty and clean the bins Clean dirty spots on the doors and the door frames Clean the dirty spots of the inner glass walls Damp wipe the tables Wipe the window sills Wipe the free surfaces which are reachable Brush the seats</p> <p>2 x w. Take care of the cut flowers Arrange the newspapers and magazines in order Clean the journal rack</p> <p>1 x m. Vacuum/wipe the seats Wet clean the doors and door frames Wipe the vertical surfaces of the furniture Damp wipe the radiators</p>										

ΛΕΠΤΟΜΕΡΗ ΠΕΡΙΓΡΑΦΗ ΤΟΥ ΧΡΟΝΙΚΟΥ ΠΡΟΓΡΑΜΜΑΤΟΣ ΕΡΓΑΣΙΩΝ ΑΝΑ ΕΠΙΦΑΝΕΙΑ, ΧΩΡΟ, ΣΥΧΝΟΤΗΤΑ

Health Centre A
 Window cleaning Old wetmopping

Measurement row count
 31

Select cost pool

Select area



File



Print



Return

Work time report

Measurement rows

Summary

No	Type	Unit	FuD	FuP	D	Flo1	%1	Flo2	%2	Frq	Cost p.	Area	Min/day	Sat/min	Sun/min	Minimum	One-time	Effect	Comments
101	ENTRENCE	20.00	N1	A52F	V	M1		S10					9.56	9.56	9.56	9.56	9.56	126	
102	CORRID4	120.00	N4	A51	V	M1		S10					45.77	40.81	40.81	40.81	45.77	157	
103	PATIENT2	30.00	R5	A52T	V	M1		S10					24.28	23.72	23.72	23.72	24.28	74	
104	PATIENT2	30.00	R5	A52T	V	M1		S10					24.28	23.72	23.72	23.72	24.28	74	
105	PATIENT2	30.00	R5	A52T	V	M1		S10					24.28	23.72	23.72	23.72	24.28	74	
106	PATIENT2	30.00	R5	A52T	V	M1		S10					24.28	23.72	23.72	23.72	24.28	74	
107	PATIENT2	30.00	R5	A52T	V	M1		S10					24.28	23.72	23.72	23.72	24.28	74	
108	PATIENT2	30.00	R5	A52T	V	M1		S10					24.28	23.72	23.72	23.72	24.28	74	
109	PATIENT2	30.00	R5	A52T	V	M1		S10					24.28	23.72	23.72	23.72	24.28	74	
110	PATIENT2	30.00	R5	A52T	V	M1		S10					24.28	23.72	23.72	23.72	24.28	74	
111	PATIENT2	30.00	R5	A52T	V	M1		S10					24.28	23.72	23.72	23.72	24.28	74	
112	PATIENT2	30.00	R5	A52T	V	M1		S10					24.28	23.72	23.72	23.72	24.28	74	
113	DAYROOM	50.00	R1	A51	V	M1		S10					32.85	31.14	31.14	31.14	32.85	91	
114	WC	4.00	R3	A51	V	P24							6.05	5.91	5.91	5.91	6.05	40	
115	WC	4.00	R3	A51	V	P24							6.05	5.91	5.91	5.91	6.05	40	
116	WC	4.00	R3	A51	V	P24							6.05	5.91	5.91	5.91	6.05	40	
117	WC	4.00	R3	A51	V	P24							6.05	5.91	5.91	5.91	6.05	40	
118	WC	4.00	R3	A51	V	P24							6.05	5.91	5.91	5.91	6.05	40	
119	WC	4.00	R3	A51	V	P24							6.05	5.91	5.91	5.91	6.05	40	
120	WC	4.00	R3	A51	V	P24							6.05	5.91	5.91	5.91	6.05	40	
121	WC	4.00	R3	A51	V	P24							6.05	5.91	5.91	5.91	6.05	40	
122	WC	4.00	R3	A51	V	P24							6.05	5.91	5.91	5.91	6.05	40	
123	WC	4.00	R3	A51	V	P24							6.05	5.91	5.91	5.91	6.05	40	
124	DINING	35.00	E2	A51	V	M1		S10					29.40	29.25	29.25	29.25	29.40	71	
125	UTENSIL	20.00	R1	A51	V	P24							21.12	19.45	19.45	19.45	21.12	57	
126	STORAGE	30.00	R3	A51	V	M1							6.05	5.91	5.91	5.91	6.05	101	